


**ENGLISH
TIME**

Storybook



Coco and Digger



Setsuko Toyama

OXFORD

ENGLISH TIME

Storybook



Coco and Digger

Setsuko Toyama



OXFORD
UNIVERSITY PRESS

OXFORD
UNIVERSITY PRESS

198 Madison Avenue, New York, NY 10016 USA
Great Clarendon Street, Oxford OX2 6DP England

Oxford New York

Auckland Cape Town Dar es Salaam Hong Kong Karachi
Kuala Lumpur Madrid Melbourne Mexico City Nairobi
New Delhi Shanghai Taipei Toronto

With offices in

Argentina Austria Brazil Chile Czech Republic France Greece
Guatemala Hungary Italy Japan Poland Portugal Singapore
South Korea Switzerland Thailand Turkey Ukraine Vietnam

OXFORD is a trademark of Oxford University Press.

ISBN-13: 978 0 19 436409 6

ISBN-10: 0 19 436409 7

Copyright © 2001 Oxford University Press.

Library of Congress Cataloging-in-Publication Data

Toyama, Setsuko.

English time. Storybook 2. Coco and Digger / Setsuko Toyama.

p. cm.

Summary: Teaches English as a second language to beginning ESL students through the use of pictures and a simple story. Includes comprehension questions, vocabulary, and review.

ISBN-13: 978 019 436409 6

ISBN-10: 019 436409 7

I. English language--Textbooks for foreign speakers--Juvenile literature. [I. English language--Textbooks for foreign speakers.] I. Title: Coco and Digger. II. Title.

PE1 I28 .T693 2001

428.2'4--dc21

2001036129

No unauthorized photocopying.

All rights reserved. No part of this publication may be reproduced, stored in a retrieval system, or transmitted, in any form or by any means, electronic, mechanical, photocopying, recording, or otherwise, without the prior written permission of Oxford University Press.

This book is sold subject to the condition that it shall not, by way of trade or otherwise, be lent, resold, hired out, or otherwise circulated without the publisher's prior consent in any form of binding or cover other than that in which it is published and without a similar condition including this condition being imposed on the subsequent purchaser.

Editorial Manager: Shelagh Speers

Senior Editor: Lesley Koustaff

Associate Editor: Michael Cahill

Senior Production Editor: Joseph McGasko

Associate Production Editor: Vong Thao

Designer: Ruby Harn

Art Buyer: Andrea Suffredini

Production Manager: Shanta Persaud

Production Coordinator: Eve Wong

Illustrations by Jeff Levin

Original characters developed by Amy Wummer

Cover design by Maj-Britt Hagsted

Cover illustration by Jeff Levin

Additional cover art by Jim Talbot

Printing (last digit): 10 9 8 7 6


Printed in Hong Kong.


Acknowledgement:

I thank Lesley Koustaff, my editor and lifetime friend, for believing in me and guiding me through every step of the writing. I thank Michael Cahill, Genevieve Kocienda, Shoko Noguchi, Eiko Tsuchida, and Hiromi Kikuchi for giving so much of themselves, and everyone at OUP for all of their support. Mikey the dog and Sunday the cat were a great source of ideas. My thanks also go to Hiroshi, my husband, for putting up with my groping for ideas and grumbling throughout the making of this series. —Setsuko Toyama



Table of Contents

Chapter 1	2
Review 1	8
Chapter 2	12
Review 2	18
Chapter 3	22
Review 3	28
Chapter 4	32
Review 4	38
New Word List	41
Teacher's Notes	42





This is Coco.
She's a cat.



Chapter 1

Today is Annie's birthday.
Penny is making a birthday card.
She is singing, "Happy Birthday."



Digger is walking.
Coco is looking at Digger.



card



dirty



hands



smile

"I'm finished," says Penny.
"Oh, no! My hands are dirty."



Coco has a ball.
Coco is smiling. Watch out, Digger!

 Today is _____ birthday.

a) 
Annie's


b) 
Penny's

c) 
Digger's

Coco is running and playing with the ball.
Digger is running, too.



Digger falls.
He falls on the birthday card!




fall





bad


“Oh, no, Digger! You’re on my card!” says Penny.



“Bad dog!” shouts Penny.
Digger is sad.

 Penny is _____.


a) 
laughing

b) 
running

c) 
shouting



Annie sees Penny and Digger.
"What's wrong?" asks Annie.
"Digger is a bad dog today," says Penny. "Look at this!"
Annie looks at the card. Annie looks at Digger.



"Digger, you're a bad dog. Look at Coco. She isn't bad. She's good," says Annie. "And you're dirty. Oh, Digger!"



good




“Happy birthday, Annie. This is for you,” says Penny.

“Thank you, Penny,” says Annie.



“Do you like it?” asks Penny.

“Yes, I do,” says Annie. “Thanks, Penny.”



Coco is smiling again. Watch out, Digger!

? Digger is _____.





Review 1

A. Look, write, and match.



This is _____.

● Annie



She's _____.

● Digger



She's _____.

● Coco



That's _____.

● Penny

B. Look and match.



● smile

● run

● sleep

● sing

C. Read, circle, and write.



Penny is _____
a birthday card.

crying

making



Coco is _____.
Watch out, Digger!

smiling

running



“ _____ dog!”

Good

Bad



“Happy _____,
Annie.”

birthday

today

D. Circle the cats.



How many cats?
_____ cats.

E. Read and circle.

1. This is Coco.

She's a cat / dog.

She's sad / happy.

She's fat / thin.

She's smiling / singing.



2. This is Penny.

She's Annie's sister / brother.

She's sick / dirty.

She's crying / singing.

She's making a birthday card / sandwich.



Chapter 2

What are you doing, Coco?
Hold on! Wait for me!

Let's play!



wait



chase




stairs




Coco is chasing Digger.
Digger is chasing Coco.




Coco is running down the stairs.
Digger is running down the stairs, too.


 Digger is _____.

a) 
running

b) 
sleeping

c) 
eating

Digger is...



running,

slipping,

and falling!



slip



mess



door




Annie and Penny run down the stairs.
“Oh, Digger! Are you okay?” asks Annie.

Ms. Day sees Digger.
“Digger! Look at this mess!” says Ms. Day.
“Bad dog!”



Penny looks at the door.
“Oh! Who’s that?” asks Penny.

 “Look at this _____,” says Ms. Day.




breakfast



door



mess



“Hi, Ted.”

“Hello, Annie. Happy birthday! This is for you,” says Ted.

“Thank you. Come in,” says Annie.



“This is Matt. He’s from Singapore,” says Ted.

“Hi, Annie. Happy birthday!” says Matt.

“I’m Ms. Day,” says Annie’s mother.

“Hello. Nice to meet you,” says Matt.



Singapore



cute



take a picture




cake

"That's Digger. He's a bad dog today," says Ms. Day.
Matt looks at Digger.


"He's cute," says Matt. "May I take a picture?"

"Sure," says Ms. Day.




"What time is it, Mom?" asks Annie.

"It's two o'clock. Uh-oh! The birthday cake!" says Ms. Day.



Coco is smiling again. Watch out, Digger!

 Matt is _____.



drawing



getting dressed



taking a picture



Review 2

A. Read and write.

happy

sad

bad

cute

1.



Digger is _____.

2.



Annie is _____.

3.




"He's _____,"
says Matt.

4.



"He's a _____ dog
today," says Ms. Day.


B. Read, circle, and write.



Coco is running down the _____.

door

stairs



Digger is _____.

slipping

walking



"This is Matt. He's _____ Singapore."

from

in






"May I take a _____?" asks Matt.

pencil

picture

C. Look at Matt's pictures. Write the letters.




D. Color the spaces.

G = green

b = blue

Y = yellow

B = brown



E. Look at **D**. Who is it? Write the name.

It's _____.

Chapter 3

"Here's your birthday cake!" says Ms. Day.
Annie sees the cake and smiles.


"Oh! It's chocolate! Thank you, Mom!" says Annie.



Matt is taking a picture again.
Coco has Digger's bone.



chocolate



bone



vet



animals




Annie, Ted, and Matt walk down the stairs.




“My father’s a vet,” says Annie.

“We have sick animals here sometimes.”

Matt is taking pictures again.

 “My father is a _____,” says Annie.





“Dad, this is Matt. He’s from Singapore,” says Annie.
“Hello, Dr. Day,” says Matt.

“Nice to meet you, Matt. What’s that?” asks Dr. Day.
“It’s my camera,” says Matt.



camera



turtle



basket





“What are those, Dr. Day?” asks Matt.
 “They’re turtles,” says Dr. Day. “They’re sick.”




Coco is smiling again. Watch out, Digger!

? The turtles are _____.



Digger looks in the basket.



Digger jumps in the basket. He is looking for the bone.



look for



noise


“What’s that noise?” asks Matt.

“Let’s go and see!” says Ted.



Digger has the bone. He is happy.

“Digger! What a mess!” says Dr. Day. “Bad dog!”


 Digger is looking for the _____.

a)



sock

b)



bone

c)




turtle



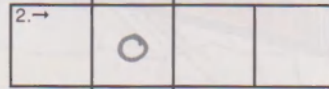
Review 3

A. Complete the puzzle.


1.




h




c



l



t




2.



3.



4.



5.



B. Read and circle ✓ or ✗.



✓

✗

2.



✓

✗

3.



✓

✗

4.



✓

✗


C. Read and write the letters.

- a) Digger is in the basket.
- b) Digger is on the table.
- c) Digger is next to the basket.
- d) Digger is under the shirt.

1.



2.



3.



4.



D. Look at the secret code. Write the correct letters.

1	2	3	4	5	6	7	8	9	10	11	12	13
a	b	c	d	e	f	g	h	i	j	k	l	m
14	15	16	17	18	19	20	21	22	23	24	25	26
n	o	p	q	r	s	t	u	v	w	x	y	z

1.

9	20	19
---	----	----

3	8	15	3	15	12	1	20	5
---	---	----	---	----	----	---	----	---

.

It's _____.



2.

3	15	3	15
---	----	---	----

8	1	19
---	---	----

20	8	5
----	---	---

2	15	14	5
---	----	----	---

.



3.

10	21	13	16
----	----	----	----

9	14
---	----

20	8	5
----	---	---

2	1	19	11	5	20
---	---	----	----	---	----

!




4.

23	8	1	20	19
----	---	---	----	----

20	8	1	20
----	---	---	----

14	15	9	19	5
----	----	---	----	---

 ?



Chapter 4



Annie, Matt, and Ted are looking at Matt's pictures.

"What's that?" asks Matt. "Is that Digger?"

"Hmmm...I don't know," says Ted.

"Let's show Dan," says Annie.




kitchen



Annie, Matt, and Ted go to the kitchen.
“Hi, Dan. This is Matt,” says Ted.
“Hi, Matt,” says Dan. “What are those?”
“They’re my pictures,” says Matt.



They look at the pictures.
“Hey! That’s Digger!” says Dan.

 Everyone looks at Matt’s _____.

a)



pen

b)




camera

c)




pictures

"That's Coco!" says Annie.
"She has Digger's bone!"



"That's Coco again!" says Ted.
"Digger is following Coco!"



"And that's Coco!" says Ms. Day.
"She's next to the basket."



follow

"Coco, you're a bad cat," says Ms. Day.

Coco is sad.



"Sorry, Digger. You aren't a bad dog," says Annie.

"You're a good dog."

Digger is happy.

? Coco is _____ the basket.

a)



in

b)



next to

c)



under

Everyone sings "Happy Birthday."



Ms. Day cuts the chocolate cake. Annie smiles.

"Pass the juice, please," says Penny.

"Here. Help yourself," says Dan.



cut



Annie looks at Digger.

“Are you hungry, Digger?” asks Annie.

Digger barks.

“Here you are,” says Annie. “Good dog.”



Coco is smiling again. Watch out, Digger!

? “Pass the _____, please,” says Penny.

a)



soda pop

b)



juice

c)



ice cream



Review 4

A. Complete the family tree. Then read and write.

Ms. Day

Penny

Dr. Day

Annie

Dan


1.



2.



3.



4.



5.



a) _____ is Annie's brother.


b) _____ is Annie's sister.

c) _____ is Annie's father.

d) _____ is Annie's mother.

B. Read and circle.

1.



Coco is **in**/**next to**
the basket.

2.



Digger's bone is
under/**on** the sofa.

3.



"Sorry, Digger. You
aren't a **bad**/**good** dog."

4.




Ms. Day **eats**/**cuts**
the cake.

C. Matt took these pictures. Number the pictures in the order of the story.


a.




b.



c.



d.



e.



f.



New Word List

The words presented in the New Word List represent words that are not included in *English Time Student Book 2*.

A

animals	22
---------	----

B

bad	4
basket	24
bone	22

C

cake	16
camera	24
card	2
chase	12
chocolate	22
cut	36
cute	16

D

dirty	2
door	14

F

fall	4
follow	34

G

good	6
------	---

H

hands	2
-------	---

K

kitchen	32
---------	----

L

look for	26
----------	----

M

mess	14
------	----

N

noise	26
-------	----

S

Singapore	16
slip	14
smile	2
stairs	12

T

take a picture	16
turtle	24

V

vet	22
-----	----

W

wait	12
------	----

Teacher's Notes

General Description of the English Time Storybooks

The *English Time* Storybooks and Cassettes accompany Student Books 1 through 6. Each Storybook reviews the Student Book language in a new and exciting context. Students easily understand and enjoy each story because only previously learned structures are used. New vocabulary items are illustrated so that students can quickly comprehend their meaning. Enrichment activities provide further reinforcement of the Student Book language.

Storybook 2 Format

Storybook 2 opens with an introductory spread that presents the characters and setting of the story. The story is divided into four chapters, with each chapter covering the target language of three Student Book units as follows:

- Storybook **Chapter 1** covers Student Book **Units 1–3**;
- Storybook **Chapter 2** covers Student Book **Units 4–6**;
- Storybook **Chapter 3** covers Student Book **Units 7–9**;
- Storybook **Chapter 4** covers Student Book **Units 10–12**.

Following each chapter are review pages that check comprehension and reinforce the target language through a variety of puzzles and activities. An answer key is provided at the back of *English Time* Teacher's Book 2.

How to Use Storybook 2

A. Before Reading the Storybook

Direct students' attention to the introductory spread. Encourage them to talk about what they see in the picture and

try to predict the story line. Stimulate interest in the story by asking simple questions about the picture. Sample questions are provided in *English Time* Teacher's Book 2.

B. Reading the Storybook

FOR EACH CHAPTER: Introduce the Chapter

1. Instruct students to turn to the first two pages of the chapter and take turns naming any items they recognize in the scenes. Then they guess what the characters might be saying in each scene.
2. Instruct students to look at the text accompanying each scene. Encourage them to point to and say any words they recognize. Then teach the new vocabulary items at the bottom of the left-hand page.
3. Do the same for the next four pages of the chapter.

Read the Chapter

1. Hold up your Storybook so that students can see it. Read the text on the first two pages of the chapter clearly, at natural speed, and dramatically, using a different voice for each character. Pause between scenes to indicate the change to the next scene. Students listen.
2. Read the text again in the same way. Students listen and follow along in their Storybooks.
3. Read the sentence at the bottom of the right-hand page, pausing at the blank. Students circle the word and picture they think fills in the blank. Check answers by reading the sentence, pausing at the blank, and having volunteers say the word they circled. Answer keys are provided in *English Time* Teacher's Book 2.

4. Do the same for the next two pages in the chapter, starting with Step 1 of Read the Chapter. Then do the same for the last two pages in the chapter.

Play the Recording

1. Play the recording of the entire chapter. Students listen and follow along in their Storybooks, pointing to each scene or the text for each scene. Play the recording as many times as necessary for students to follow along with ease.
2. Play the recording again. Pause after each line and have students repeat.
3. Ask volunteers to try to read the text for each scene out loud. Prompt when necessary.
4. Divide the class into groups of three to four. Each group works together to read the text. Circulate between the different groups, and prompt when necessary.

Check Comprehension

1. Check students' comprehension of the chapter by asking questions about the story. Sample questions are provided in *English Time Teacher's Book 2*.
2. Do the chapter's review pages in class or assign them as homework. Answer keys for the review activities are provided in *English Time Teacher's Book 2*.

Do the Activities

1. **Favorite-Scenes.** Students take turns holding up their Storybooks, pointing to their favorite scenes in the chapter, and naming items or characters they recognize.
2. **Listing.** Students close their Storybooks and name any characters, actions, or items that they remember from the chapter. Write these on the board. Then point to each word on the board. The

entire class tries to read it, or looks over the scenes in their Storybooks and points to the item.

3. **Act It Out.** Divide students into groups with the same number of students as there are characters in the chapter. Each student in each group takes on the role of one of these characters. Play the recording, and have students in each group act out the story as the recording plays.
4. **Role-play.** Bring the same number of volunteers as there are characters in the chapter to the front of the classroom. Each volunteer takes on the role of one of the characters and says that character's lines. Choose another volunteer to read the narration.

C. After Reading the Storybook

1. Play the recording of the entire Storybook. Students listen and follow in their books, reading along where they can.
2. Students draw a picture or design a poster of their favorite character or scene and show it to the class.
3. Students form groups and role-play their favorite scene(s) or chapter.
4. Students create their own version of the story and read or role-play it to the class.

ENGLISH TIME

Storybook



English Time is a six-level communicative course for children who are studying English for the first time. The series develops students' speaking, listening, reading, and writing skills through activities that appeal to their curiosity and sense of fun.

The syllabus progresses at a natural, steady pace and offers students many opportunities to practice new language. Three recurring characters—Ted, Annie, and Digger the dog—help to maintain student interest and involvement throughout the series.

English Time is preceded by the two-level introductory series *Magic Time*. These two series can be used separately or as one complete eight-level course.

Each level of *English Time* contains:

- Student Book
- Audio Cassette and CD
- Workbook
- Teacher's Book
- Storybook
- Storybook Audio Cassette
- Picture and Word Card Book
- Wall Charts

English Time Storybook 2 presents the language and main characters of *English Time* Student Book 2 in a compelling, continuing story. An audio cassette for Storybook 2 is also available.

OXFORD
UNIVERSITY PRESS



Int. 112.00

ISBN 0-19-436409-7



9 780194 364096